


KIEFERNSÄRGE


FURNIERT






742 CpB

Beschläge: Twaylengriff 97/5000 galvanisch




742 Rdm

Beschläge: Polymetall 110/5094 altmessing schwarz-gold




742-06 Rdp

Beschläge: Twaylengriff 97/5000 galvanisch




440 Np

inkl. durchgehender Holzgriffleiste




441 Np

Beschläge: Eisenguss 201/185 galvanisch



442 Np

Beschläge: Eisenguss 208/2000 galvanisch




446 Np

Beschläge: Eisenguss 201/185 galvanisch




440 Bn

Beschläge: Eisenguss 203 galvanisch




487 Np

Beschläge: Eisenguss 201/185 galvanisch



640 Rd

Beschläge: Eisenguss 208/2000 galvanisch



440 Rdm

Beschläge: Seilgriff 211 Nickel Seilfarbe schwarz