


# EICHENSÄRGE






**510 N**


Beschläge: Eisenguss 201/185 galvanisch





**511 RdS**

Beschläge: Eisenguss 201/185 galvanisch



**512 Rd**

Beschläge: Eisenguss 201/185 galvanisch



**520 Rd**


Beschläge: Eisenguss 411/158 galvanisch, Ringgarnitur



**530 Rd**


Beschläge: Holzbeschlag 513 Nickel





**570 Np**


Beschläge: Eisenguss 411/158 galvanisch, Ringgarnitur



**587 Np**


Beschläge: Eisenguss 201/185 galvanisch





**520 CpB**

Beschläge: Eisenguss 411/158 galvanisch, Ringgarnitur



**560 ÖN**


Beschläge: Stahlgriff 4000 Edelstahl



**580 N**


Beschläge: Stahlgriff 220 Nickel






**540 Rd**

Beschläge: Eisenguss 221/4200 Messing



**500 RU**

Beschläge: Ringgarnitur 145/590 flämisch galvanisch



**550 RdHg**

inkl. Holzstangen mit Messingkappen & kompletter Auspolsterung